

# An Ultimate Guide To Home Fire Safety [How to Protect Your Home From Fire?]

August 2, 2022 by [lightandcozy](#)



- It is often heard that somewhere suddenly a fire breaks out in a house and the house gets burnt to ashes. In that fire, some members of the house get burnt to death, while some persons get burnt in many parts of their bodies.
- Every year a large number of the population die in home fires and property worth crores is damaged around the world.
- When it comes to home fires, we cannot rely solely on firefighters to protect our lives and property from house fires. It

is also our responsibility to take measures to prevent fire in the home. If there is a fire in any part of the home, we should know about the measures to avoid it.

- There are many other aspects like this, which we have to be aware of. They will give us fire protection. Only our awareness can provide us with safety from fire.
- In this Fire Safety Guide for Home, we'll go over everything related to home fire safety that will help you know what precautions you need to take to avoid a fire.

## **This Guide Is Broken Into 5 Sections**



### **Fire Safety Equipment**



### **Common Fire Hazards**



## **Electrical Precautions**



## **Fire Safety During Power Outages and Floods and Seasonal Fire Safety**



## **Fire Safety Tips For Kids, Teenagers And Seniors**

71

Hours Research

# 5,365

Words

# 101

Amazing Tips

## Fire Safety Equipment





Fire safety equipment is essential for home fire prevention. Different appliances play different roles in preventing home fires. You must have some specific fire protection equipment for home fire safety. Here we are presenting some of the fire safety equipment along with their functions. You can consider installing them in your home to protect your home and life from any unexpected house fires.

# 1. Smoke Detectors



Smoke detectors are considered a great lifesaver in case of a home fire. If there is a fire somewhere in the house, a smoke alarm will start indicating, so that you can adopt the right protection to avoid the fire. The smoke detector is a small hardware piece that is installed inside your house. It detects fire by sensing certain elements in the air.

But, you need to ensure that the smoke detectors are functioning well.

It has been observed that as many as two-thirds of fire deaths are due to smoke detector malfunctioning, or due to mechanical disturbances of smoke detectors. It's important to check about the efficiency of the smoke alarm.

The following are some of the things you definitely consider when using smoke detectors.

1. **You will find** two types of smoke detectors, namely ionization and photoelectric. Ionization is widely used because it can detect microscopic amounts of smoke. Be sure about the types of the smoke alarm.
2. **Make sure smoke** detectors should be mounted in the bedroom, floor, and outside sleeping area.
3. **The smoke detector** should be checked once a month by pressing the “Test” button.
4. **You'll need to** replace the smoke alarm's batteries once a year.
5. **If the “test”** button fails replace your smoke detectors.
6. **Don't disconnect the** alarm while cooking.

## 2. Fire Extinguishers



1. You'll need to have fire extinguishers in your home for emergency cases, and know the proper use of fire extinguishers. However, it can be used to extinguish a small fire.
2. For example, if a garbage can is on fire, you can choose fire extinguishers to put out the fire.
3. But, if the whole house is filled with smoke, immediately the whole family should leave the house, and call the fire brigade



4. You can place fire extinguishers in every room, especially in the kitchen, where there is a high risk of fire. Make sure small fires can be handled with fire extinguishers.

### 3. Fire Escape Ladders



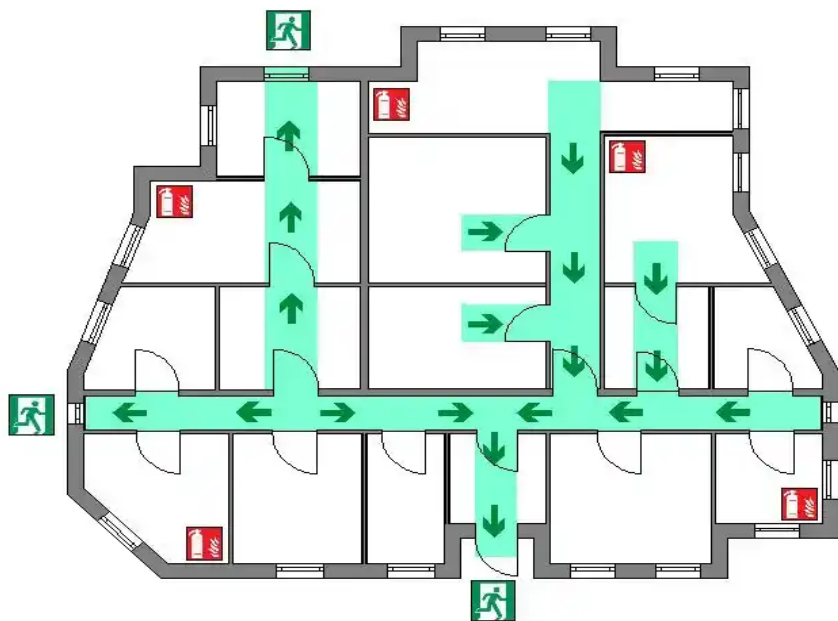
If your home is built with a basement with window wells, or your house is very high, escape ladders would be good for a fire escape. A metal ladder 4 – 5 feet in height is perfect for window wells. It's best to have a ladder in each room of the basement. The ladder comes with a variety of higher levels. Hence, you need to be sure about the right ladders for your home. Following are the tips on selecting the correct ladders for your family.

1. **Escape ladders come** in two standard sizes – 13-15 feet and 23-25 feet. The former is suitable for second-story rooms, while the latter model is better suited for third-story rooms. Moreover, staircases are also available in varying heights for rooms of four or five storeys. So, choose escape ladders that match your house.
2. **It is preferable** to have a fire extinguisher in every room above the main floor.
3. **Keep fire extinguishers** in your guest rooms as well, and inform guests about them.

## 4. Fire Escape Plan



## FIRE ESCAPE PLAN



	Escape Route
	Fire Exit
	Fire Extinguisher

Unfortunately, if your house is on fire, and smoke detectors are starting to sound the alarm, you should have a well-rehearsed escape plan.

You should not waste your time in finding out which way you should go in these circumstances of adversity. Most homes do not have a fire escape plan. If you are also among them, make a plan to escape from the fire with your family today. We are providing some tips on how to make an escape plan which will be helpful for you.

1. **Bring every member** of the family together.
2. **Walk around every** room in the house and make a plan.
3. **All the family** members should know where fire extinguishers are placed and smoke detectors are installed in your home
4. **In case of** emergency, keep two ways to get out of the house – doorway and windows (plan B). Avoid regular occupancy in basement rooms that don't have an egress window.
5. **Use ladders for** basement window wells and second-story rooms.
6. **Teach your kids** how to avoid fire on their own. Also, teach them how to use an escape ladder.
7. **Arrange a meeting** place outside your home that is far enough away and is a safe place.
8. **Drill down your** escape plan twice a year, and make it realistic.

## **5. Documentation Of Valuables & Fireproof Safes**





In case a fire breaks out in your house, all the valuable things also get caught in that fire. So, for the purpose of insurance, you can keep documentation of those valuable things. If you do not keep the documentation in advance, it will be very difficult to calculate what things were destroyed in the fire. For your ease, we are presenting some instructions on how to document your valuables.

1. **Keep a written** record of your valuables. Also, keep photographic proof of your articles. It would be much better if you could include purchase receipts for your valuables.
2. **Get in touch** with your insurance agent, and ask about conducting a professional appraisal for particularly valuable items.
3. **Make multiple copies** of valuables' documentation and keep them in different places. Keep one copy in a safe place, one copy in a bank's safe valuables deposit box, and 1/2 copies in other reliable places. In addition, you can also make encrypted electronic copies of your documents.

---

END OF PART ONE

---

## Common Fire Hazards



Flame Over Circle



Flame



Exploding Bomb



Gas Cylinder



Skull & Crossbones



Corrosion



Health Hazard



Environment



Exclamation Mark

There are many common hazards, such as space heaters, microwaves, washers and dryers, frying pans, gasoline containers, smoking, fireplace, cooking oil, furnaces, gas cylinders, and many more that trigger a home fire.

Three-quarters of household fires are caused by those hazards. All hazards are spread in every area of your home. No place in your home is secured from catching fire. In the Fire Safety Guide for Home, we are telling you about the area-wise hazards in your home in detail.

## 1. Kitchen



The kitchen is the critical area of your house where there are many hazards, like gas cylinders, frying pans, cooking oil, etc. which cause a fire in the house.

Hence, you need to take much caution with your kitchen. Be careful while cooking. Some aspects of which you always have to be careful of. They include,

1. **If a grease** fire does happen in the kitchen, don't add water to a grease fire even by mistake. There is a probability of the flames spreading.
2. **Cover the flaming** pan with a lid, or extinguish the fire using an extinguisher.
3. **Never try to** take a flaming pan out of the kitchen. The fire could spread, or you could get burned in the fire.
4. **Keep the gas** cylinder switch out of reach of children.
5. **Stoves, ovens, and hood** vents should always be free of grease and dirt build-up.
6. **When you leave** the kitchen, make sure the stove burners and oven are turned off.
7. **Never put kitchen** items over the stove
8. **If any equipment** malfunctions in operation, discontinue use and leave it for service.
9. **Never touch any** electrical appliance with wet hands.
10. **Do not use** a fork or any piece of silverware to free the jam in the toaster. Instead, use wooden tongs.
11. **Avoid keeping frequently** used items on the stove. Items are likely to burn.

## 2. Bedrooms






1. Smoking in the bedroom is the major hazard that causes fire in the bedroom.
2. There are many such cases of death where it has happened due to smoking in the bedroom. Therefore, strictly follow the rules of no

smoking in the bedroom.

3. If there is any smoke in the bedroom, put it out, as well as sleep with the door and window closed to prevent outside smoke from coming in. Furthermore, don't neglect any sleeping area in your home to install a smoke alarm.

### 3. Living Room





1. Electronic equipment such as TVs, fans, space heaters, and fireplaces are hazards that can lead to a fire in the living room.
2. Therefore, you need to allow airspace around your TV and other electronic devices so that they do not overheat.
3. If you have a fireplace in your living room, you will need to place a screen in front of the fireplace.
4. Take adequate precautions while smoking tobacco products. Also, make sure space heaters are plugged directly into wall outlets when in use. Never use space heaters with extension cords.

## **4. Garage, Basement, Shop, and Storage Rooms**



1. Heating hazards are a big factor in home fires. Therefore, you should keep checking heating equipment at least once a year. Avoid placing rags, paper, and flammable items near heating equipment.

2. Never keep gasoline and other flammable liquids indoors. Store them in a safety box outside. Make sure the area around your heaters is accessible. Storage and garage areas should have multipurpose fire extinguishers.

---

END OF PART TWO

---

## **Electrical Precautions**

Electrical precautions are essential to prevent fire in the house which should be taken by every member of the family. Electronic equipment must have the laboratory's seal of approval.

Do not overload an outlet by plugging too much into one outlet. This can generate heat and cause fires in equipment and wiring.

Keep electrical cables away from contact with water. Take special care that people do not pass over the electrical cords. Never keep electrical cords under carpets, they may damage. And when you use these damaged cords, the chances of them catching on fire are very high.

The one most important thing that you need to care about is to avoid using a 2-prong extension cord with a 3-prong plug. It will be better to keep your outlet covered so those little kids can't put their fingers in an outlet. Moreover, keep your appliances unplugged when not in use.

---

END OF PART ON THREE

---

## **Fire Safety During Power Outages and Floods and Seasonal Fire Safety**

It is the responsibility of every person to save his family as well as property from fire. Now, in the Fire Safety Guide for Home, we are discussing how you and your family take fire safety in certain situations.

How you can prevent deadly fires, during floods, power outages, and seasonal fires. By taking the proper precautions, you can save your home from catching fire in dire situations.

## 1. Fire Safety During Power Outages

Follow the steps below to prevent a fire during power outages.

1. **Make sure you** have battery-operated smoke detectors and carbon monoxide detectors in your home. The battery-operated

smoke alarms are required because electronic smoke alarms will not work when the power is cut off.

2. **During power outages**, flashlights or battery-operated lamps are good options to use. Don't use candles. However, if you need to use candles, keep them in a safe holder, so children can get away from them. Don't forget to cover your candles with a glass chimney.
3. **Only the use** of propane and charcoal barbecues is permitted outside. Be careful not to bring them in.
4. **When buying a** generator for home purposes make sure the generators are of recognized approval level. In addition, proper connection receptacles and circuit breakers must be included with the unit.
5. **Portable generators are** best for outdoor use and are careful not to let exhaust fumes enter the home. Before refueling, leave the generator to cool down for a while. Never try to refuel a generator indoors, it can be dangerous.
6. Always fuel the generator outside with the proper instructions provided by the manufacturer. Choose fuel storage containers that allow for fuel storage. And do store the fuel outside the house.
7. **When it comes** to using portable space heaters, choose products that are manufactured for indoor use. You can follow the user manual from the product manufacturer to use the space heater. There should be adequate ventilation in the rooms where the heater will be used. When you use the heater, keep your windows slightly open. Note, before refueling the space heater, turn off the heater and wait for a while for the heater to cool down. Take the heaters out to refuel.

8. **Always keep your** electric stove accessories and other small equipment unplugged when not in use. It prevents the possibility of fire when power is restored.
9. **Every household should** have at least one mobile phone which runs without electricity.

## 2. Fire Safety During Floods



A flood is a great natural disaster in which you need to take utmost care to avoid fire. During a flood, electrical equipment is affected by floodwaters, and they are very dangerous to life. These flood-affected appliances can catch fire in the house, and they can be spread around.

Therefore, pay special attention to safety when using electronic equipment in this adverse situation. Check your home's electrical

arrangement to see if there is any danger. And try to use fewer electronic appliances during emergencies.

### **3. Seasonal Fire Safety**

Fire precautions are crucial not only in the home, but everywhere whether it is a house, cottage, mall, or any place of celebration. Fire does not leave any place from taking its grip. So, caution against fire everywhere is mandatory. Also, take sufficient precautions in the time of seasonal activities and processions. We are here providing useful tips on how to take fire safety in specific cottages, occasions, and activities in the Fire Safety Guide for Home.

#### **A. At the Cottage**

There are many risks of a fire in a cottage. Only awareness can save your cottage and the people living in it from burning. Follow our safety instructions. We are going to explain below to minimize the risk of fire in the cottage.

1. **Install smoke detectors** in each room, cabin, and outside the sleeping areas of your cottage.
2. **A carbon monoxide (CO) alarm** is another essential fire safety appliance that you should definitely install in your cottage if you have a fuel-burning appliance in your cottage.
3. **Maintain regular testing** (at least once a month) of the carbon monoxide alarms. If that's not possible, then you should first check your carbon monoxide alarm when you come to the cottage for vacation, or for any other purpose. If necessary, replace the alarms with new ones.
4. **Just like at home**, you also need to practice cottage fire escape with the whole family. If something untoward happens, then in

such a situation you can get a chance to escape.

5. **Get the phone** number of your local fire department in advance. Also, know the emergency sign number of your cottage.
6. **Don't forget to** clean the barbecue before using them. Pay special attention to a burnt barbecue and ensure to eliminate all flammable items. Don't let your kids and pets come near the barbecue. If you leave your barbecue unattended there is a high chance of a fire.
7. **When you go** to your cottage, definitely carry a flashlight with extra batteries
8. **Heating equipment should** be checked before use at the cottage.
9. **If you smoke**, always do it outside. When you smoke cigarettes, keep a can with water nearby, so you can discard the cigarette butts in the water safely. Sometimes the lit butt of a cigarette starts a fire.
10. **Although fire is** not directly connected to drinking alcohol, excessive drinking can make a person lose his senses and do not take proper precautions with fire. There are many cases where drinking too much alcohol has led to house fires. Hence, keep your balance in drinking alcohol.
11. **Place the lit** candle in sturdy candle holders, and cover the candle with a glass cover or glass shade.


## **B. At Celebration Place**

1. The incident of fire often comes to the fore at the places of the wedding or any other celebration. Sometimes dangerous fires cause extensive damage to both property and people. Electricity is the major cause of fire at the celebration venue. The right technique is not adopted during the lighting arrangement, or sufficient precautions are not adopted with power.
2. Sometimes the lighting gets so loaded, that a short circuit causes a fire. So, special care needs to be taken regarding electricity.

any celebration place.

3. In the lighting arrangement, special attention will have to be paid to the load capacity. The lighting arrangement will have to be checked out thoroughly.
4. You will have to be in touch with the nearest electricity supplier office and fire brigade. A large number of fire extinguishers will have to be kept at the festival site so that in case of misfortune, efforts can be made to extinguish the fire with fire extinguishers. And also, call the fire brigade.

## **C. Using Fireworks**



Fireworks are low explosive pyrotechnic devices used for entertainment purposes. In various public and religious ceremonies, fireworks are commonly used. Fireworks are a major hazard that causes a terrible fire.

Hence, adequate caution should be taken while using fireworks. Firework displays are not recommended everywhere. See the points below.

1. **To prevent the** risk of fire, family fireworks displays are not recommended by the fire service. Therefore it is better to avoid the use of firecrackers on your home premises.
2. **Informal neighborhood** fireworks displays are also not justified.
3. **You can participate** in public fireworks displays organized by municipalities and other responsible organizations.

Usually, the fireworks display is not justified at home premises and neighborhoods. Still, if you want a family fireworks display or informal



neighborhood display, you must take extreme fire safety precautions as fireworks may cause house fires.

Also, visit your local fire department to be aware of official regulations regarding fireworks displays in your home or neighborhood. In our Fire Safety Guide for Home, we are providing a few important tips on how to take precautions while using firecrackers.

1. **Appoint a more** responsible person in charge of the family fireworks or neighborhood fireworks display. Only adults need to be considered for handling and discharging fireworks. Obviously, they must be aware of the hazards and conduct activities with safely.
2. **Conduct fireworks activities** very carefully and follow the fireworks use level instructions on the fireworks packaging.
3. **Be sure to** keep a bucket of water with you while discharging fireworks.
4. **Make sure that** flammable materials, such as buildings and trees are away when discharging fireworks.
5. **Keep your family** members or spectators at a safe distance from where fireworks are fired.
6. **Never light** multiple fireworks at once, and never try to light firecrackers in your hand.
7. **Soak the firecrackers** in water and leave them for 30 minutes so that there is no residue of fire in the firecrackers. Dispose of them in a metal container.
8. **Choose favorable weather** for the firecrackers display. Make sure the wind conditions are favorable for the fireworks.

9. **Most importantly**, keep fireworks away from children. The sparks of fireworks can set clothing on fire, cause severe burns, and even lead to blindness. So, be very careful while the fireworks display. The wires remain hot for some time after the fireworks are lit. So, to avoid any kind of injury or accident, soak it in water immediately.
10. **If any member** of your family gets burnt while displaying fireworks, run cold water over the burn area for five minutes, then seek medical help if the situation is in danger.

---

END OF PART FOUR

---

## Fire Safety Tips

With our adequate fire safety precautions, we can prevent fire to a great extent. But, all fires are not 100% preventable. But, by adopting appropriate steps and following fire safety tips we can minimize the devastation of house fires.

You should try your level best to prevent fire at home before it starts, and it is a big thing of Fire Safety Guide for Home.

We are presenting some important fire safety tips. We categorize tips according to age group. This is because the safety measures are different for different age groups.

Your family will surely consist of individuals of different age groups. Our fire safety tips will act as a guide on how to protect yourself in disaster situations. By reading the tips thoroughly, you will be able to understand every aspect of the precautions.

## **1. Fire Safety For Small Kids**



It is estimated that a large number of children die in home fires globally. The main reason for this is that the children are not properly aware of fire safety.

Therefore, it is important to teach fire safety tips to young children, and it is the responsibility of the adults in the family to make the younger members of their family aware of fire safety.

Fire is scary for everyone, although it is more terrifying for young children. They do not understand how to react in the situation of that calamity. Therefore, teach your children which steps they should take when they hear a smoke alarm.

Follow some helpful tips to make ready your little ones for an emergency and protect themselves.

1. **Do a fire** drill at home to train your children through your family's escape plan. Older children are taught in school how to

respond to a fire drill, but preschoolers do not know what to do. So, teach your preschoolers about escape plans. If they have any concerns or questions, let them go.

2. **Teach your children** not to try to open the door when they feel the doorknob is hot. A hot doorknob indicates that the room is not safe.
3. **Always keep matches** and lighters at a high place, out of reach of children's hands. And at the same time, explain to the children that playing with matches and lighters may be dangerous, and they should never play with these things.
4. **Talk openly about** fire safety for your little ones. Introduce them to fire hazards, and make them aware of how they should react if a house fire does occur.

## 2. Fire Safety For Older Kids & Teenagers

Parents often are tense free thinking that older children and teenagers will be fire safety conscious. They will stay calm in the situation of a fire, and try to get out of the situation. But in reality, it has been seen that children of this age often become the cause of fires in the house.


Sometimes some wrong activities are done by children unintentionally set the house on fire, and there is a lot of damage to the house. But having regular discussions with children about fire hazards as well as fire safety can prevent fires. Follow the tips

1. **Make a family** escape plan and discuss it with your children. Everyone needs to follow a similar plan to get out of the place in case of a fire.
2. **If your teenagers** want to use heating kitchen appliances, such as microwaves and stoves, discuss kitchen safety with them. Tell them what precautions they should take in the use of these appliances. Advise them to use the equipment only under the supervision of elders.

3. **Let your children know** about the steps to take if your little ones can't get out of their room. They should have knowledge of covering vents and doors to prevent smoke in the room. Moreover, they should use a flashlight to signal when help is needed.
4. **Tell your children** that they never leave burning candles while sleeping. They need to be careful in using candles as they may cause house fires.
5. **Mobile phones are** likely to cause a fire in the house. Talk about mobile safety with your kids. Tell them not to charge the mobile phone by placing it on the bed or near any flammable object. A mobile phone is prone to heat when it is charged. So, if any flammable object is kept near the mobile, there is a great possibility of fire.
6. **If any electricity** problem is seen while using TV, AC, fan, etc., they should immediately inform the elders.


### 3. Fire Safety Tips for Seniors





- 
1. There is a great chance of senior citizens dying or getting injured in the fire. Because of age cognitive confusion, vision, and hearing loss, etc. arise in seniors.
  2. Therefore the senior citizens can't adopt necessary quick steps and respond in case of emergency. They often forget to turn off the stove or throw out the butt of the cigarette without discarding it. Following are the **fire safety tips** for senior citizens.

## 1. Butt Off



If you are a senior, and a smoker, your smoking can cause a fire in the house, and cause your death. That's why you should avoid smoking in the house. You should not even light a cigarette if there is an oxygen tank nearby.


There is no risk in smoking outside. So, it would be better for you to smoke outside.

Use an ashtray to keep the ash of the cigarette, do not deposit ash on the table. After smoking, the butt of the cigarette should be thrown into the water, so that no embers remain in the butt. It may cause a fire.

An astronomy journal is a brilliant way to note down your viewing experience of celestial objects. A journal helps you track the things you see on the stars and planets from home. You can create your own journal as you wish. But, it's important to note what you find in the sky and the date.


You can include things in your journals, such as the time of night and weather and where and when you see new things. Make your Astronomy Journal stand out by designing images of the Sun, stars, planets, etc. Your journal will be beneficial for your kids to learn Astronomy.

## 2. Space Heaters



Avoid placing space heaters near the bed, drapes, sofa, etc. Make sure the space heater must be at minimum 3 feet away from any object. Always unplug the space heaters before sleeping. Moreover, don't use power strips or extension cords to use the space heaters. Always plug them directly into the wall.

### **3. Smoke Alarms**



Smoke alarms play a huge role in preventing home fires. Therefore, set up a smoke alarm event room. You can opt for a connected smoke alarm.

In this case, if one smoke alarm goes off, the other smoke alarms will be the same. Get the smoke alarm checked regularly every month. If you hear a strobe alarm, it means there is definitely an issue with the machine. Consider purchasing a new smoke alarm that is connected to a monitoring center.

#### **4. Cook With Care**

When frying any item in a frying pan, there is a big chance of catching fire. If your frying pan catches on fire, immediately cover the pan with a tight lid or pan cover.

Start cooking by wearing short, rolled-sleeved clothing so that clothes do not accidentally catch on fire. Do not leave the food unattended on the stove.

## **5. Maintain Yearly Inspection Of Fireplaces And Wood Stoves**


Cleaning is essential for your fireplace and wood stove. Make sure the chimney is clean and free of soot. It's possible that this will result in a fire. The other two kitchen hazards – cracks in the chimney bricks and rust in the stovepipes can lead to a kitchen fire.



Don't use green wood, cardboard boxes, and garbage in the kitchen for burning.

They collect dangerous soot in your kitchen chimney. On the other hand, if your fireplace is designed with a glass door, always keep it open while lighting the fireplace. Annual checks of your fireplace and wood stoves are mandatory.

## **6. Gateway Plan**



In reality, it is difficult to manage a fire that occurs unexpectedly. As a result, the first step is to prepare a fire escape plan and become comfortable with it.

You should also know how to exit from the main door of your home as well as exit from your building.

Make sure that your selected exit door can be easily opened in the event of an emergency.

Consider having a dependable medical alert system if you have trouble completing moves rapidly. In the event of an emergency, simply hit the button, and the agent will dispatch help right away.

## **7. Learn How To Put Out A Fire On Your Clothes**


Clothing catching fire is a common occurrence.. Therefore, if there is a fire in the clothes, then how to extinguish it, you should know well. Don't run away in such a situation. Stand in one place, and cover your face. Keep the face covered till the fire in the cloth is extinguished. If you are not able to put out the fire, cover your body with a heavy blanket with the help of someone. Continue to apply cold water to the burn until help arrives.

## **8. Escape Proof Doors**

Make a simple lock on your door if you have a problem with roaming due to Alzheimer's disease . You won't be able to open the front door if the lock is complex, and you won't be able to get out of the house in an emergency.

In case of fire, you will be trapped inside the house, which can lead to a major accident. It is preferable for seniors to detect a GPS that tracks them when they roam or an alarm system that alerts you when you leave a set radius.

## 9. Avoid Candles



Candlelight creates a soothing environment. Colorful scented candles are very beautiful to look at as well, and their fragrance spreads all around. But, there is a high risk of fire in the house due to an open-lit candle.

So, it would be better for senior people not to use candles. Apart from the candle, any open flame can also cause a fire. Only glass-covered lights should be used for seniors.

## **10. Always Keep Extinguishers Nearby**

Any small fire can be extinguished with a fire extinguisher. As a result, keep a fire extinguisher near any fire threat, particularly in the kitchen, bathroom, and fireplace. Check to see if your fire extinguishers are full of dry chemicals and working properly.

Keep fire extinguishers away from any potential hazards. Unfortunately, your stovetop catches fire in the kitchen, so with the help of an extinguisher, you may be able to put out this fire. You won't do any harm.

---

END OF PART FIVE

---

## Conclusion

In the Fire Safety Guide for Homes, we have described every aspect of fire safety that will help you in preventing a home fire.

To avoid fire in the house, all the members of the house have to be careful with fire, including children and senior persons. Sometimes some activity related to fire also causes fire in the house.

Hence, there is a need to be more careful during fire-related activities. Nowadays, different types of electronic devices are used in houses. Therefore, it is important to always be sure of the correct operation of those devices.

## Guides

< [Home Modifications for Seniors and People With Disabilities: The Complete Guide \[Making Home Accessible\]](#)

## Leave a Comment

Name \*

Email \*

Website

☐ Save my name, email, and website in this browser for the next time I comment.



☐ Notify me of follow-up comments by email.

☐ Notify me of new posts by email.

Post Comment

## About Us

## Pages

[Contact Us](#)

[Cookie Policy](#)

[Privacy Policy](#)

## Categories

[Automotive](#)

[Blogs](#)

[Guides](#)

[How To](#)

[Indoors](#)

[Outdoors](#)

[Reviews](#)

© LightAndCozy